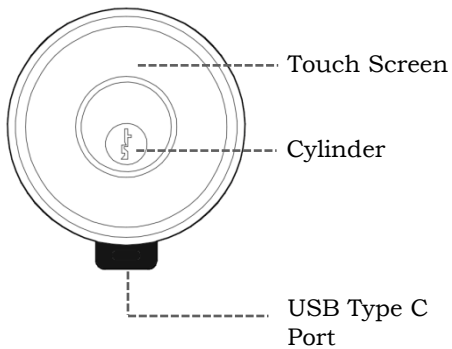
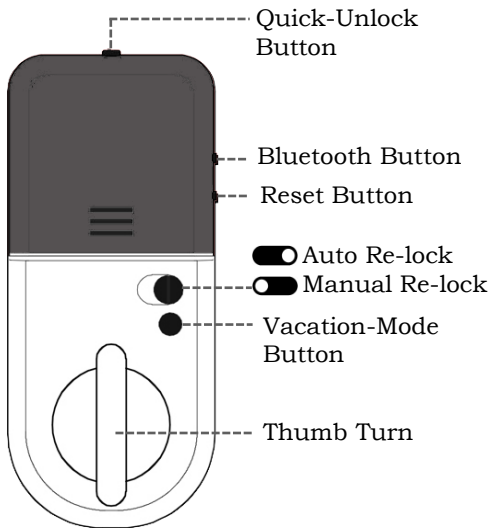




R3-R8D Smart Deadbolt
Mechanical Functions







Quick-Unlock Button

Press this button to unlock the lock, same as function to turn the thumb turn.

Switch

Auto re-lock

Slide the switch to the right. When the door is closed, a sensor by the latch side will detect it to trigger the deadbolt to re-lock automatically.

Manual re-lock

Slide the switch to the left to disable auto re-lock function.

To lock the door from the inside, turn the thumb turn.

To lock the door from the outside, wake up the touch screen, press #, or use a key.

Vacation Mode Button

Activate vacation mode, the touch screen will be shut down, pin code access, and smart keys are disabled. Only a key can unlock the lock.

Setting up from the **inside**

Press and hold the button until a beep is heard.

In addition, there are 3 ways to disable vacation mode, and you will also hear a beep afterwards.

- 1 Press quick-unlock button.
- 2 Press and hold the vacation mode button until it beeps.
- 3 When the door is closed under auto re-lock mode. Unlock the door using the thumb turn, then close the door. The bolt will be extended automatically with a beep sound.

⚠ If the lock is not in auto re-lock mode, vacation mode can't be disabled by [3], please follow [1] or [2] only.

Setting up from the **outside**

Please make sure to have the key with you.

Slide the switch to auto re-lock mode, unlock the lock, and you stand outside of the door, leave the door open. Next, press and hold the vacation mode button until it beeps. Close the door, the bolt will be extended automatically.

To disable the vacation mode from outside of the door, use the key to unlock the lock, then close the door, the bolt will be extended automatically with a beep sound.

Other Features

Unlock with Fake Code

You can prevent user code exposure by entering random digits before, or after user code.

393 5678 09832
user code
random digits

⚠ Note: The maximum length of user code + random digits is total 12 digits, user code must be 4-6 digits.

Wrong Entry Limit

After 10 failing attempts of entering user codes, the touch screen will be shut down for 14 minutes.

Press quick-unlock button to resume the touch screen immediately.

△ When the touch screen is shut down due to 10-time entries of failed user codes, and in the same time the lock is under vacation mode. Press the quick-unlock button twice to resume the touch screen.

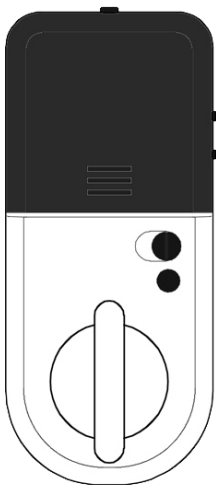
Low Battery Warning

When the lock is in low battery, the touch screen will show a digit for entry times left to unlock the lock. Also it will beep & *blink 3 times of warning to notify users to change batteries.

Emergency Power Supply

When batteries are completely dead, use a type C cable to temporarily power up the lock.

- △ The USB type C port is not for charging rechargeable battery. It only gives power to unlock the lock while the lock battery is completely dead.



R3-R8D Smart Deadbolt
Mechanical Functions

